

DH-PFM880/881

5.8G Wireless video transmission device



DH-PFM880



DH-PFM881

Features

- Support outdoor temperature: $-30^{\circ}\text{C} \sim 70^{\circ}\text{C}$, industrial design.
- Wireless coverage recommended range $\leq 3\text{km}$, max 5km
- Radio-frequency mouth anti-thunder reaches 15KV ESD
- Support auto ranging function, real time display straight line distance between client and base station.
- Support device auto reboot function
- 5G mode support 4920~6100Mhz

DH-PFM880/881

- Support flow control, effectively control base station/client input/output flow control
- Support VLAN partition, realize virtual local network function, control broadcast storm
- Support 802.1x authentication method, effectively guarantee client access control, provide access safety.
- Support client priority setting, better dispatch each client when the mode is point-to-multipoint
- Support multiple channel option (5M/10M/20M/40M), effectively improve anti-interference and penetration capability

DH-PFM880/881

Specifications

Type	Item	DH-PFM880	DH-PFM881
Wireless Technology	Standard	IEEE802.11 a/n	
	Working Frequency	USA(FCC): 5.725~5.825 GHz ISM band	
		ETSI: 5.15~5.35 GHz; 5470~5725 MHz ISM band	
	Modulation Mode	802.11 a/n: OFDM	
	Antenna	External antenna: gain 16dBi	Built-in antenna: gain 15dBi
	Equivalent Output Power	+27dBm(@MCS0,11n)	+23dBm(@MCS0,11n)
	Receiving Sensitivity	-74dBm @ 65Mbps, -96dBm@1Mbps	
	Optimal Transmission Distance	0-3KM	0-5KM
	Working Frequency Band	5470-5825 MHz	
	Wireless Authentication	SRRC	
	Wireless Direction Angle	Horizontal 90° , vertical 12°	Horizontal 40° , vertical 15°
Transmission Rate	11n:13.5/15/27/30/40.5/45/54/60/81/90/108/120/121.5/135/150/162/180/216/240/270/300Mbps (40+MHz Channel width)		
	11n : 130/117/104/78/65/58.5/52/39/26/19.5/13/6.5Mbps (20+MHz Channel width)		
	11a : 54/48/36/24/18/12/9/6Mbps(self-adaption)		
Hardware	Power Module Port	1*POE RJ45(IN: 220V, OUT: 24V/0.5A)、1*LAN RJ45	
	Power Consumption	MAX 10W	MAX 8W
	Port	1*POE RJ45	1*POE RJ45、1*LAN RJ45
	Indicator Light	N/A	Wi-Fi status indicator light / LAN port indicator light / Power indicator light / Signal intensity indicator light
	Working Temperature	-30℃~+70℃	
	Storage Temperature	-30℃~+80℃	
	Working Humidity	5%~95%RH(no condensation)	
	Equipment Dimension(mm)	265x265x66mm	270x83x50mm
	Antenna Dimension(mm)	450x140x50 mm	N/A

DH-PFM880/881

	Equipment Weight	2.1Kg	0.4Kg	
	Antenna Weight	0.8Kg	N/A	
	Protection Level	IP66	N/A	
	Mast Diameter	40mm~60mm		
Software	Encryption Way	WEP/WPA-PSK/WPA2/CCMP(AES)/TKIP		
	Network Mode	Route/Network Bridge		
	Working Mode	Access Point/Client/WDS AP/WDS client/WDS Repeater		
	Security Mechanism	IP/MAC address filtering, hide network name and etc		
	Network Protocol	TCP/UDP/ARP/ICMP/DHCP/HTTP/NTP		
	TDMA Enhancement	Support (TDMA eliminate hidden nodes influence and greatly improve one-to-many performance)		
	Auto ACK timing Adjustment	Support (Auto optimize parameter within long-distance communication and make the performance optimal)		
	Management and Log	NTP, SNMP, Syslog, Telnet		
	Webpage Configuration Management	Support webpage configuration		
	Firmware Update	Support Firmware webpage update		
	Long-Distance Communication Throughput Rate	≤40Mbps@3km	≤30Mbps@5km	
	Bandwidth Flexible Configuration	5M/10M/20M/40MHz		

DH-PFM880/881

Networking Mode

Point-to-Point Networking

For point-to-point communication, generally a DH-PFM880 (or DH-PFM881) is set as access point, and the other DH-PFM881 is set as client, see Figure1-1 for more information.

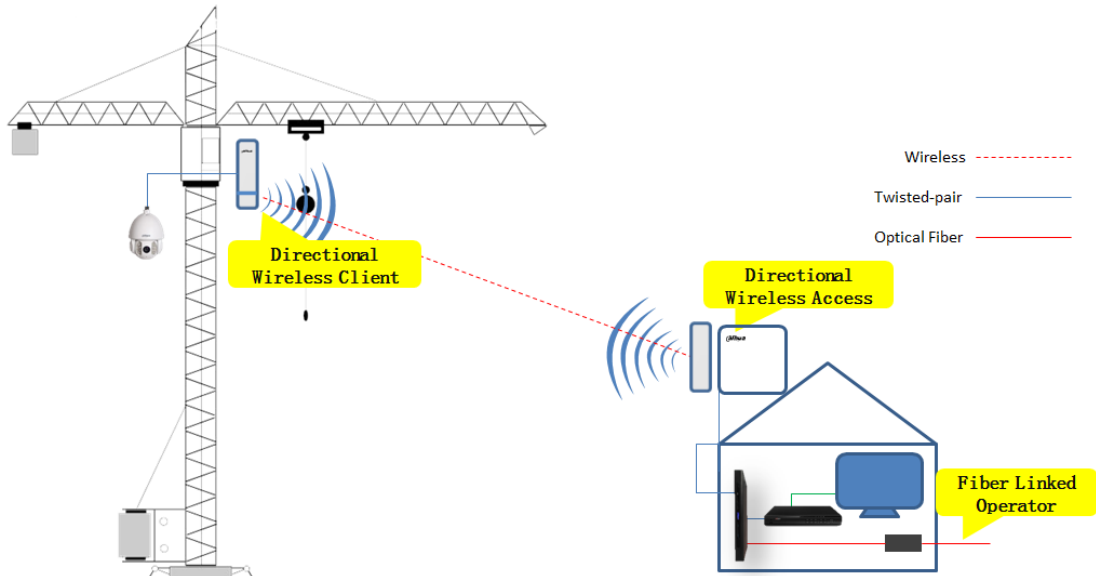


Figure 1-1

Point-to-Multipoint Networking

For point-to-multipoint communication, generally adopt device DH-PFM880 as server, and it is set as access point (different "frequency/channel" should be set when there are several access points in order to prevent interference), DH-PFM881 (or DH-PFM880) device is set as client, see Figure 1-2 for more information.

DH-PFM880/881

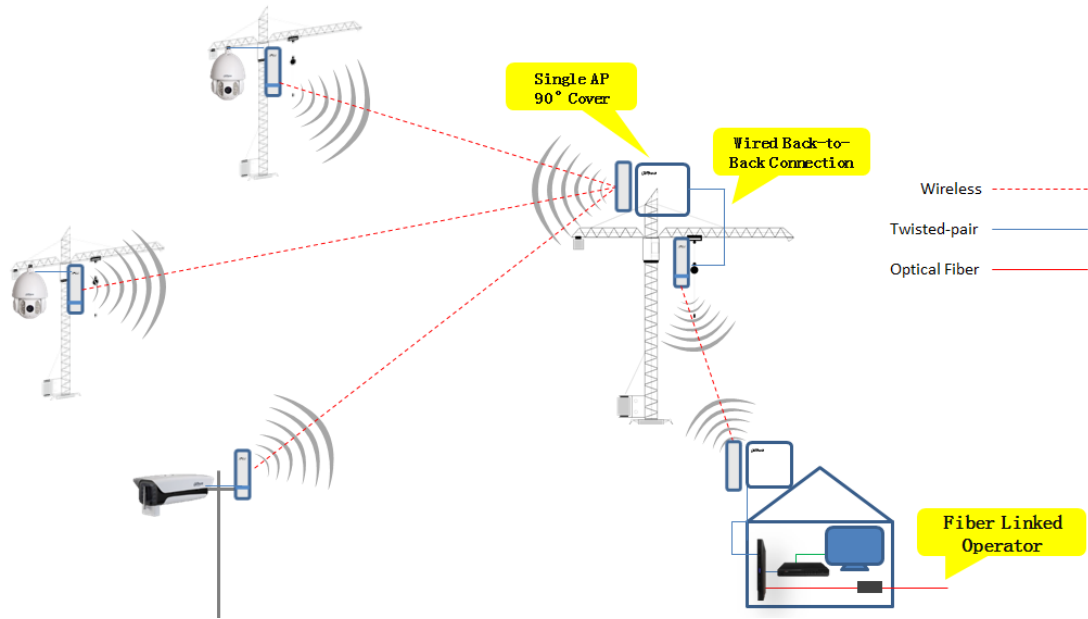


Figure 1-2

Back-to-Back Angle Adjustment Network

For wireless coverage blind angle, cable connection for double devices is recommended, which can solve the problem of angle by adjusting two directions respectively; the back-to-back connection for double devices can also be applied to long-distance repeater, see Figure 1-3 for more information.

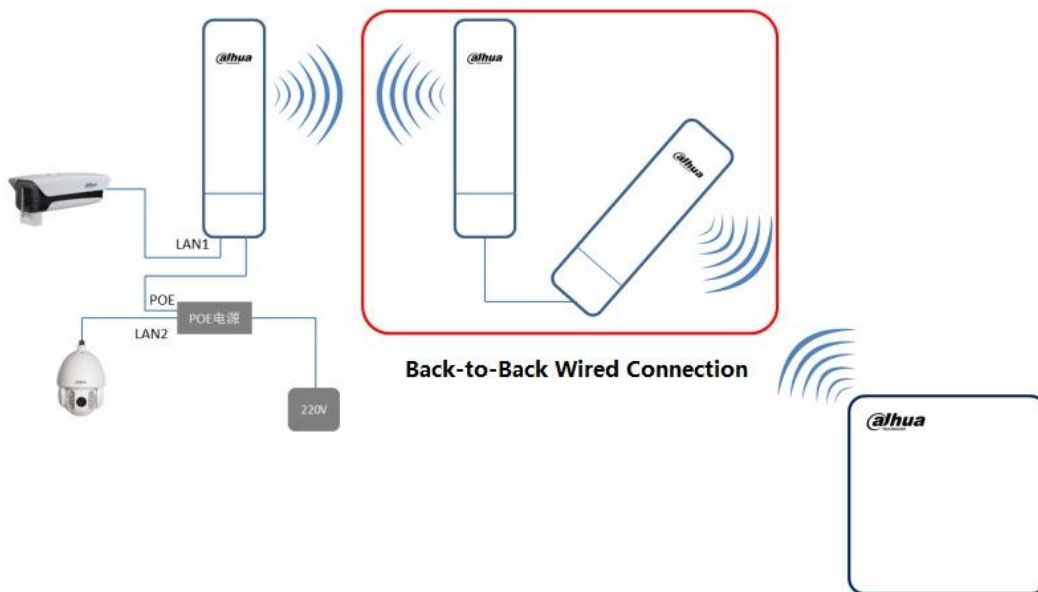


Figure 1-3

DH-PFM880/881

Integrated Wireless Coverage Networking

In the actual project, we may use point-to-point, point-to-multipoint, repeater between point-to-point, direction adjustment and several other ways of integrated application at the same. The following Figure 1-4 can show you how to achieve the final demand.

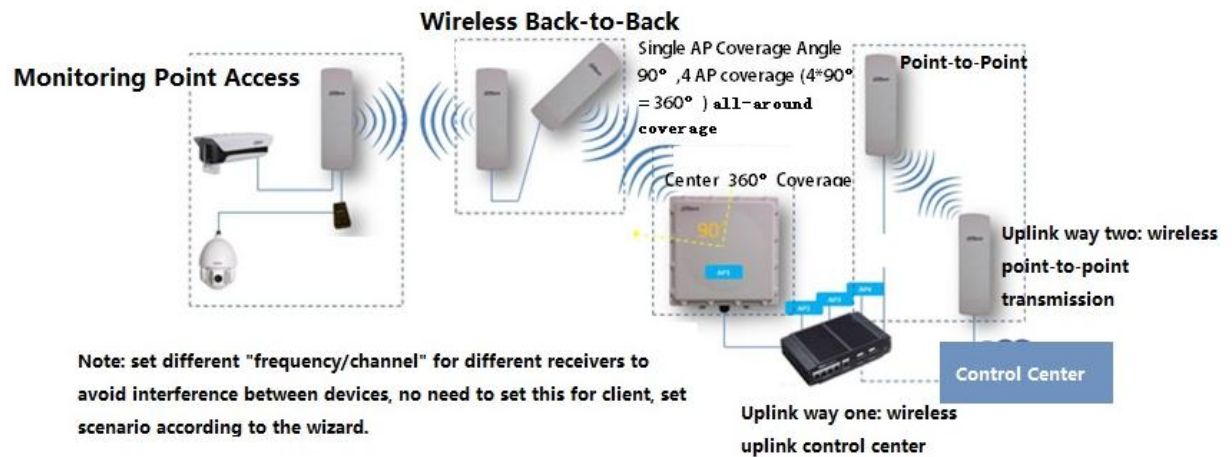


Figure 1-4

Application Scenarios

1. Safe towns, safe construction sites, safe scenic area
2. Playground, ranch, uptown crossroad and other no blocking scenarios.

Dahua Technology Co., Ltd.

1199 BinAn Road, Binjiang District, Hangzhou, China

Tel: +86-571-87688883

Fax: +86-571-87688815

Email: overseas@dahuatech.com

www.dahuasecurity.com

*Design and specifications are subject to change without notice.

© 2014 Dahua Technology Co., Ltd.